

# Michigan Exit Polls

DEMOCRATIC

REPUBLICAN

Michigan

The exit poll is the crucial bit of information available to tell you who came out to vote, what candidate they voted for, and why. Exit polls are conducted as voters leave their polling place, thus the name "exit" polls. For the states that hold caucuses, exit polls are called entrance polls, simply because interviewers talk to voters as they're entering their polling place instead of exiting. [Read more on exit polls.](#)

## Gender

1,685 total respondents

	Male	Female
	47%	53%
● Biden	47%	57%
● Bloomberg	2%	1%
● Gabbard	0%	1%
● Sanders	48%	39%
● Warren	0%	1%
Uncommitted	1%	1%

updated 8:39 PM ET, Tue Mar 10, 2020

## Race

1,677 total respondents

	White	Black	Hispanic	Asian
	72%	18%	6%	1%
● Biden	51%	66%	38%	n/a
●	1%	1%	1%	n/a

● Warren	1%	0%	n/a	n/a
Uncommitted	1%	2%	n/a	n/a

Subgroups indicated with an n/a were interviewed for this exit poll, but the sample size may be too small for estimates within those groups to be projectable with confidence to their true values in the population.

updated 8:39 PM ET, Tue Mar 10, 2020

## Race

1,677 total respondents

	White 72%	Non-white 28%
● Biden	<b>51%</b>	<b>56%</b>
● Bloomberg	1%	1%
● Gabbard	1%	1%
● Sanders	45%	38%
● Warren	1%	0%
Uncommitted	1%	3%

updated 8:39 PM ET, Tue Mar 10, 2020

## Age

1,689 total respondents

	18-29 15%	30-44 21%	45-64 40%	65 and older 23%
● Biden	15%	37%	<b>62%</b>	<b>73%</b>
● Bloomberg	0%	1%	1%	2%
● Gabbard	1%	1%	1%	n/a
● Sanders	<b>82%</b>	<b>60%</b>	31%	23%
● Warren	0%	0%	1%	1%

updated 8:39 PM ET, Tue Mar 10, 2020

**Age**

1,689 total respondents

	<b>18-24</b> 7%	<b>25-29</b> 8%	<b>30-39</b> 14%	<b>40-49</b> 16%
● Biden	16%	15%	34%	45%
● Bloomberg	1%	n/a	2%	0%
● Gabbard	n/a	2%	1%	1%
● Sanders	<b>83%</b>	<b>81%</b>	<b>62%</b>	<b>51%</b>
● Warren	0%	0%	0%	1%
Uncommitted	n/a	1%	1%	1%

Subgroups indicated with an n/a were interviewed for this exit poll, but the sample size may be too small for estimates within those groups to be projectable with confidence to their true values in the population.

updated 8:39 PM ET, Tue Mar 10, 2020

**Age**

1,689 total respondents

	<b>18-44</b> 36%	<b>45 and older</b> 64%
● Biden	28%	<b>66%</b>
● Bloomberg	1%	1%
● Gabbard	1%	0%
● Sanders	<b>69%</b>	28%
● Warren	0%	1%
Uncommitted	1%	2%

## Age by race

1,674 total respondents

	White voters under 30 11%	White voters 30-44 16%	White voters 45-59 28%	White voters 60 or older 18%
● Biden	16%	37%	<b>61%</b>	<b>69%</b>
● Bloomberg	n/a	2%	1%	2%
● Gabbard	n/a	1%	1%	n/a
● Sanders	<b>82%</b>	<b>59%</b>	33%	28%
● Warren	1%	0%	1%	1%
Uncommitted	1%	1%	1%	0%

Subgroups indicated with an n/a were interviewed for this exit poll, but the sample size may be too small for estimates within those groups to be projectable with confidence to their true values in the population.

updated 8:39 PM ET, Tue Mar 10, 2020

## Education

1,678 total respondents

	Never attended college 13%	Some college, no degree 26%	Associate's degree 16%	Bachelor's degree 25%
● Biden	<b>57%</b>	<b>51%</b>	<b>53%</b>	45%
● Bloomberg	4%	1%	2%	0%
● Gabbard	0%	1%	n/a	1%
● Sanders	37%	46%	42%	<b>52%</b>
● Warren	0%	1%	0%	0%
Uncommitted	2%	1%	1%	0%

Subgroups indicated with an n/a were interviewed for this exit poll, but the sample size may be too small for estimates within those groups to be projectable with confidence to their true values in the population.

## Education

1,678 total respondents

	College graduate 44%	No college degree 56%
● Biden	<b>51%</b>	<b>53%</b>
● Bloomberg	0%	2%
● Gabbard	1%	0%
● Sanders	44%	42%
● Warren	1%	0%
Uncommitted	2%	1%

updated 8:39 PM ET, Tue Mar 10, 2020

## Education by race

1,663 total respondents

	White college graduates 35%	White no college degree 37%	Non-white college graduates 9%	Non-white no college degree 19%
● Biden	<b>51%</b>	<b>50%</b>	<b>49%</b>	<b>59%</b>
● Bloomberg	n/a	2%	1%	1%
● Gabbard	1%	0%	1%	1%
● Sanders	46%	45%	39%	37%
● Warren	1%	0%	0%	0%
Uncommitted	0%	2%	7%	1%

Subgroups indicated with an n/a were interviewed for this exit poll, but the sample size may be too small for estimates within those groups to be projectable with confidence to their true values in the population.

updated 8:39 PM ET, Tue Mar 10, 2020

## Education among whites by gender

	18%		17%	
● Biden	<b>55%</b>	<b>55%</b>	46%	45%
● Bloomberg	n/a	1%	n/a	4%
● Gabbard	1%	0%	1%	n/a
● Sanders	41%	43%	<b>51%</b>	<b>47%</b>
● Warren	1%	0%	0%	1%
Uncommitted	1%	0%	0%	3%

Subgroups indicated with an n/a were interviewed for this exit poll, but the sample size may be too small for estimates within those groups to be projectable with confidence to their true values in the population.

updated 8:39 PM ET, Tue Mar 10, 2020

## Party ID

1,587 total respondents





	Democrats 66%	Republicans 4%	Independents 30%
● Biden	<b>57%</b>	n/a	41%
● Bloomberg	1%	n/a	1%
● Gabbard	0%	n/a	1%
● Sanders	40%	n/a	<b>53%</b>
● Warren	1%	n/a	1%
Uncommitted	0%	n/a	4%

Subgroups indicated with an n/a were interviewed for this exit poll, but the sample size may be too small for estimates within those groups to be projectable with confidence to their true values in the population.

updated 8:39 PM ET, Tue Mar 10, 2020

## Ideology

1,570 total respondents






 Bloomberg	0%	2%	1%	n/a
 Gabbard	1%	n/a	1%	n/a
 Sanders	<b>69%</b>	42%	29%	n/a
 Warren	0%	1%	1%	n/a
Uncommitted	n/a	0%	2%	n/a

Subgroups indicated with an n/a were interviewed for this exit poll, but the sample size may be too small for estimates within those groups to be projectable with confidence to their true values in the population.

updated 8:39 PM ET, Tue Mar 10, 2020

## Ideology

1,570 total respondents



	Liberal 62%	Moderate 33%	Conservative 5%
 Biden	46%	<b>66%</b>	n/a
 Bloomberg	1%	1%	n/a
 Gabbard	0%	1%	n/a
 Sanders	<b>52%</b>	29%	n/a
 Warren	0%	1%	n/a
Uncommitted	0%	2%	n/a

Subgroups indicated with an n/a were interviewed for this exit poll, but the sample size may be too small for estimates within those groups to be projectable with confidence to their true values in the population.

updated 8:39 PM ET, Tue Mar 10, 2020

## Ideology

1,570 total respondents

	Liberal 62%	Moderate/Conservative 38%
 Biden	46%	<b>63%</b>
	1%	2%

● Warren	0%	1%
Uncommitted	0%	2%

updated 8:39 PM ET, Tue Mar 10, 2020

## Income

749 total respondents

	Under 30,000 13%	30,000 to 49,999 20%	50,000 to 99,999 35%	100,000 to 199,999 26%
● Biden	n/a	45%	<b>54%</b>	<b>56%</b>
● Bloomberg	n/a	2%	2%	n/a
● Gabbard	n/a	n/a	0%	0%
● Sanders	n/a	<b>53%</b>	42%	39%
● Warren	n/a	1%	n/a	1%
Uncommitted	n/a	n/a	1%	1%

Subgroups indicated with an n/a were interviewed for this exit poll, but the sample size may be too small for estimates within those groups to be projectable with confidence to their true values in the population.

updated 8:39 PM ET, Tue Mar 10, 2020

## Income

749 total respondents

	Under 50,000 33%	50,000 to 99,999 35%	100,000 or more 33%
● Biden	42%	<b>54%</b>	<b>57%</b>
● Bloomberg	1%	2%	n/a
● Gabbard	n/a	0%	1%
● Sanders	<b>56%</b>	42%	39%
● Warren	1%	n/a	1%



estimates within those groups to be projectable with confidence to their true values in the population.

updated 8:39 PM ET, Tue Mar 10, 2020

## Income

749 total respondents

	Under 50,000 33%	50,000 or more 67%
● Biden	42%	<b>55%</b>
● Bloomberg	1%	1%
● Gabbard	n/a	0%
● Sanders	<b>56%</b>	40%
● Warren	1%	0%
Uncommitted	n/a	1%

Subgroups indicated with an n/a were interviewed for this exit poll, but the sample size may be too small for estimates within those groups to be projectable with confidence to their true values in the population.

updated 8:39 PM ET, Tue Mar 10, 2020

## Income

749 total respondents

	Under 100,000 67%	100,000 or more 33%
● Biden	<b>48%</b>	<b>57%</b>
● Bloomberg	2%	n/a
● Gabbard	0%	1%
● Sanders	<b>48%</b>	39%
● Warren	1%	1%
Uncommitted	0%	1%

Subgroups indicated with an n/a were interviewed for this exit poll, but the sample size may be too small for estimates within those groups to be projectable with confidence to their true values in the population.

## transgender?

759 total respondents

	Yes 8%	No 92%
● Biden	n/a	<b>53%</b>
● Bloomberg	n/a	1%
● Gabbard	n/a	0%
● Sanders	n/a	44%
● Warren	n/a	1%
Uncommitted	n/a	1%

Subgroups indicated with an n/a were interviewed for this exit poll, but the sample size may be too small for estimates within those groups to be projectable with confidence to their true values in the population.

updated 8:39 PM ET, Tue Mar 10, 2020

## Are you currently married?

865 total respondents

	Yes 59%	No 41%
● Biden	<b>58%</b>	46%
● Bloomberg	1%	2%
● Gabbard	1%	1%
● Sanders	38%	<b>48%</b>
● Warren	0%	0%
Uncommitted	1%	0%

updated 8:39 PM ET, Tue Mar 10, 2020

## Gender by marital status

862 total respondents

● Bloomberg	n/a	1%	3%	1%
● Gabbard	1%	1%	1%	1%
● Sanders	43%	34%	<b>53%</b>	44%
● Warren	n/a	1%	n/a	1%
Uncommitted	2%	0%	n/a	1%

Subgroups indicated with an n/a were interviewed for this exit poll, but the sample size may be too small for estimates within those groups to be projectable with confidence to their true values in the population.

updated 8:39 PM ET, Tue Mar 10, 2020

## Union household?

1,544 total respondents

	<b>Yes</b> 30%	<b>No</b> 70%
● Biden	<b>54%</b>	<b>50%</b>
● Bloomberg	2%	1%
● Gabbard	0%	1%
● Sanders	42%	45%
● Warren	0%	1%
Uncommitted	1%	2%

updated 8:39 PM ET, Tue Mar 10, 2020

## Do you work full-time for pay?

774 total respondents

	<b>Yes</b> 58%	<b>No</b> 42%
● Biden	<b>47%</b>	<b>55%</b>
● Bloomberg	1%	1%
● Gabbard	0%	n/a

Uncommitted

3%

0%

Subgroups indicated with an n/a were interviewed for this exit poll, but the sample size may be too small for estimates within those groups to be projectable with confidence to their true values in the population.

updated 8:39 PM ET, Tue Mar 10, 2020

## Ever voted in a Democratic primary before?

865 total respondents

	Previous voter 81%	First-time voter 17%
● Biden	<b>55%</b>	41%
● Bloomberg	2%	n/a
● Gabbard	1%	1%
● Sanders	40%	<b>55%</b>
● Warren	0%	0%
Uncommitted	1%	2%

Subgroups indicated with an n/a were interviewed for this exit poll, but the sample size may be too small for estimates within those groups to be projectable with confidence to their true values in the population.

updated 8:39 PM ET, Tue Mar 10, 2020

## Which issue mattered most to your vote:

1,609 total respondents

	Race relations 10%	Health care 43%	Climate change 19%	Income inequality 21%
● Biden	<b>63%</b>	<b>56%</b>	48%	42%
● Bloomberg	2%	1%	0%	3%
● Gabbard	3%	0%	1%	1%
● Sanders	27%	40%	<b>49%</b>	<b>52%</b>
● Warren	1%	1%	0%	0%

estimates within those groups to be projectable with confidence to their true values in the population.

updated 8:39 PM ET, Tue Mar 10, 2020

## Which candidate quality mattered most?

821 total respondents

	Cares about people like me 21%	Can bring needed change 40%	Can unite the country 29%	Is a fighter 5%
● Biden	<b>50%</b>	35%	<b>82%</b>	n/a
● Bloomberg	2%	3%	n/a	n/a
● Gabbard	2%	1%	1%	n/a
● Sanders	43%	<b>61%</b>	15%	n/a
● Warren	1%	1%	n/a	n/a
Uncommitted	0%	n/a	2%	n/a

Subgroups indicated with an n/a were interviewed for this exit poll, but the sample size may be too small for estimates within those groups to be projectable with confidence to their true values in the population.

updated 8:39 PM ET, Tue Mar 10, 2020

## Should Democrats nominate someone who:

1,609 total respondents

	Agrees with you on issues 38%	Can beat Trump 57%
● Biden	37%	<b>61%</b>
● Bloomberg	1%	1%
● Gabbard	1%	0%
● Sanders	<b>57%</b>	35%
● Warren	0%	1%
Uncommitted	2%	1%

## instead of private insurance?

827 total respondents

	Support 57%	Oppose 38%
● Biden	34%	<b>73%</b>
● Bloomberg	1%	1%
● Gabbard	0%	0%
● Sanders	<b>63%</b>	18%
● Warren	1%	0%
Uncommitted	0%	5%

updated 8:39 PM ET, Tue Mar 10, 2020

## Feelings about the Trump administration:

788 total respondents

	Enthusiastic 3%	Satisfied 7%	Dissatisfied 26%	Angry 61%
● Biden	n/a	n/a	<b>57%</b>	<b>51%</b>
● Bloomberg	n/a	n/a	1%	n/a
● Gabbard	n/a	n/a	1%	n/a
● Sanders	n/a	n/a	40%	48%
● Warren	n/a	n/a	1%	1%
Uncommitted	n/a	n/a	1%	1%

Subgroups indicated with an n/a were interviewed for this exit poll, but the sample size may be too small for estimates within those groups to be projectable with confidence to their true values in the population.

updated 8:39 PM ET, Tue Mar 10, 2020

## Best understands the concerns of racial/ethnic minorities?

● Biden	<b>93%</b>	n/a	n/a	15%
● Bloomberg	1%	n/a	n/a	n/a
● Gabbard	1%	n/a	n/a	n/a
● Sanders	4%	n/a	n/a	<b>85%</b>
● Warren	n/a	n/a	n/a	0%
Uncommitted	n/a	n/a	n/a	n/a

Subgroups indicated with an n/a were interviewed for this exit poll, but the sample size may be too small for estimates within those groups to be projectable with confidence to their true values in the population.

updated 8:39 PM ET, Tue Mar 10, 2020

## Vote Democratic in Nov. regardless of nominee?

788 total respondents

	<b>Yes</b> 82%	<b>No</b> 15%
● Biden	<b>55%</b>	32%
● Bloomberg	1%	4%
● Gabbard	n/a	2%
● Sanders	43%	<b>57%</b>
● Warren	1%	1%
Uncommitted	1%	2%

Subgroups indicated with an n/a were interviewed for this exit poll, but the sample size may be too small for estimates within those groups to be projectable with confidence to their true values in the population.

updated 8:39 PM ET, Tue Mar 10, 2020

## Who has the best chance to defeat Trump?

788 total respondents

● Bloomberg	0%	n/a	n/a	0%
● Gabbard	0%	n/a	n/a	0%
● Sanders	15%	n/a	n/a	<b>96%</b>
● Warren	0%	n/a	n/a	0%
Uncommitted	1%	n/a	n/a	1%

Subgroups indicated with an n/a were interviewed for this exit poll, but the sample size may be too small for estimates within those groups to be projectable with confidence to their true values in the population.

updated 8:39 PM ET, Tue Mar 10, 2020

## Who do you trust most to handle a major crisis?

865 total respondents

	<b>Biden</b> 49%	<b>Bloomberg</b> 4%	<b>Gabbard</b> 1%	<b>Sanders</b> 35%
● Biden	<b>94%</b>	n/a	n/a	4%
● Bloomberg	0%	n/a	n/a	n/a
● Gabbard	1%	n/a	n/a	n/a
● Sanders	5%	n/a	n/a	<b>96%</b>
● Warren	0%	n/a	n/a	n/a
Uncommitted	n/a	n/a	n/a	n/a

Subgroups indicated with an n/a were interviewed for this exit poll, but the sample size may be too small for estimates within those groups to be projectable with confidence to their true values in the population.

updated 8:39 PM ET, Tue Mar 10, 2020

## The economic system in the United States:

788 total respondents



● Bloomberg	n/a	2%	n/a
● Gabbard	n/a	0%	n/a
● Sanders	n/a	34%	<b>58%</b>
● Warren	n/a	1%	1%
Uncommitted	n/a	n/a	1%

Subgroups indicated with an n/a were interviewed for this exit poll, but the sample size may be too small for estimates within those groups to be projectable with confidence to their true values in the population.

updated 8:39 PM ET, Tue Mar 10, 2020

### If Biden won the nomination, would you be:

821 total respondents

	<b>Enthusiastic</b> 31%	<b>Satisfied</b> 40%	<b>Dissatisfied</b> 18%	<b>Upset</b> 10%
● Biden	<b>95%</b>	<b>54%</b>	4%	n/a
● Bloomberg	n/a	3%	0%	n/a
● Gabbard	1%	1%	n/a	n/a
● Sanders	3%	41%	<b>87%</b>	n/a
● Warren	0%	0%	1%	n/a
Uncommitted	n/a	n/a	5%	n/a

Subgroups indicated with an n/a were interviewed for this exit poll, but the sample size may be too small for estimates within those groups to be projectable with confidence to their true values in the population.

updated 8:39 PM ET, Tue Mar 10, 2020

### If Biden won the nomination, would you be:

821 total respondents

	<b>Satisfied</b> 71%	<b>Dissatisfied</b> 28%
● Biden	<b>72%</b>	4%

● Sanders	24%	88%
● Warren	0%	1%
Uncommitted	n/a	3%

Subgroups indicated with an n/a were interviewed for this exit poll, but the sample size may be too small for estimates within those groups to be projectable with confidence to their true values in the population.

updated 8:39 PM ET, Tue Mar 10, 2020

### If Sanders won the nomination, would you be:

821 total respondents

	Enthusiastic 39%	Satisfied 25%	Dissatisfied 17%	Upset 13%
● Biden	11%	75%	88%	n/a
● Bloomberg	n/a	n/a	4%	n/a
● Gabbard	0%	1%	0%	n/a
● Sanders	89%	24%	2%	n/a
● Warren	0%	0%	1%	n/a
Uncommitted	n/a	n/a	4%	n/a

Subgroups indicated with an n/a were interviewed for this exit poll, but the sample size may be too small for estimates within those groups to be projectable with confidence to their true values in the population.

updated 8:39 PM ET, Tue Mar 10, 2020

### If Sanders won the nomination, would you be:

821 total respondents

	Satisfied 65%	Dissatisfied 30%
● Biden	36%	85%
● Bloomberg	n/a	4%
● Gabbard	1%	2%

Subgroups indicated with an n/a were interviewed for this exit poll, but the sample size may be too small for estimates within those groups to be projectable with confidence to their true values in the population.

updated 8:39 PM ET, Tue Mar 10, 2020

## When did you decide for whom to vote?

827 total respondents

	Just today 10%	In last few days 23%	Earlier this month 18%	In February 8%
● Biden	n/a	<b>61%</b>	<b>72%</b>	n/a
● Bloomberg	n/a	3%	1%	n/a
● Gabbard	n/a	n/a	1%	n/a
● Sanders	n/a	34%	25%	n/a
● Warren	n/a	1%	n/a	n/a
Uncommitted	n/a	n/a	n/a	n/a

Subgroups indicated with an n/a were interviewed for this exit poll, but the sample size may be too small for estimates within those groups to be projectable with confidence to their true values in the population.

updated 8:39 PM ET, Tue Mar 10, 2020

## When did you decide whom to support?

827 total respondents

	In the last few days 32%	Earlier than that 66%
● Biden	<b>58%</b>	<b>49%</b>
● Bloomberg	2%	1%
● Gabbard	n/a	0%
● Sanders	38%	48%

Subgroups indicated with an n/a were interviewed for this exit poll, but the sample size may be too small for estimates within those groups to be projectable with confidence to their true values in the population.

updated 8:39 PM ET, Tue Mar 10, 2020

## When did you decide whom to support?

827 total respondents

	This month 50%	Earlier than that 48%
● Biden	<b>63%</b>	40%
● Bloomberg	2%	0%
● Gabbard	0%	0%
● Sanders	33%	<b>57%</b>
● Warren	0%	1%
Uncommitted	1%	1%

updated 8:39 PM ET, Tue Mar 10, 2020

## Area type

1,692 total respondents

	Urban area 16%	Suburban area 64%	Rural area 20%
● Biden	<b>56%</b>	<b>51%</b>	<b>52%</b>
● Bloomberg	0%	1%	2%
● Gabbard	0%	1%	1%
● Sanders	41%	43%	43%
● Warren	1%	0%	1%
Uncommitted	0%	2%	1%

updated 8:39 PM ET, Tue Mar 10, 2020

	Wayne County	Southwest	East Central	Southwest
	21%	29%	19%	17%
● Biden	49%	54%	54%	50%
● Bloomberg	1%	n/a	3%	1%
● Gabbard	1%	0%	1%	0%
● Sanders	48%	41%	39%	46%
● Warren	n/a	1%	0%	1%
Uncommitted	1%	2%	2%	1%
Subgroups indicated with an n/a were interviewed for this exit poll, but the sample size may be too small for estimates within those groups to be projectable with confidence to their true values in the population.				
updated 8:39 PM ET, Tue Mar 10, 2020				

type=refinance&esourceid=6348766&cproduct=refi&csource=cnn&cchannel=content



type=refinance&esourceid=6348766&cproduct=refi&csource=cnn&cchannel=content&mtaid=F1495&rcod

Refi rates at 2.79% APR (15 yr). Do you qualify? (<https://www.lendinotree.com>)



US  
World  
Politics  
Business  
Opinion  
Health  
Entertainment  
Tech  
Style  
Travel  
Sports  
Video



**FOLLOW CNN POLITICS**



[Terms of Use](#) [Privacy Policy](#) [Do Not Sell My Personal Information](#) [AdChoices](#) [About us](#) [CNN Studio Tours](#)  
[CNN Store](#) [Newsletters](#) [Transcripts](#) [License Footage](#) [CNN Newsource](#)

© 2020 Cable News Network. Turner Broadcasting System, Inc. All Rights Reserved.  
CNN Sans <sup>™</sup> & © 2016 Cable News Network.